

SHARP MIND INTERNATIONAL SCHOOL

SUMMER VACATION WORKBOOK



Summer Holidays Assignment

CLASS-PLAYGROUP

Dear Parents,

Please help your child complete this workbook neatly.

Let the child trace, colour, speak and practise daily.

Keep the work simple, joyful and regular.

SUBJECT – ENGLISH

1. Learn and speak A to Z alphabets.

A

B

C

D

E

F

G

H

I

J

K

L

M

N

O

P

Q

R

S

T

U

V

W

X

Y

Z

2. Trace and learn A to E.

A

B

C

D

E

A

B

C

D

E

A

B

C

D

E

A

B

C

D

E

A

B

C

D

E

3. Practice magic words.

• **Thank you**

Thank you

• **Sorry**

Sorry

• **Please**

Please

• **Excuse me**

Excuse me

• **Welcome**

Welcome

1. अ से अः तक पढ़ें।

अ

आ

इ

ई

उ

ऊ

ऋ

ए

ऐ

ओ

औ

अं

अः

2. अ से अः तक पेंसिल चलाएँ।

अ

आ

इ

ई

उ

ऊ

ऋ

ए

ऐ

ओ


औ

अं

अः

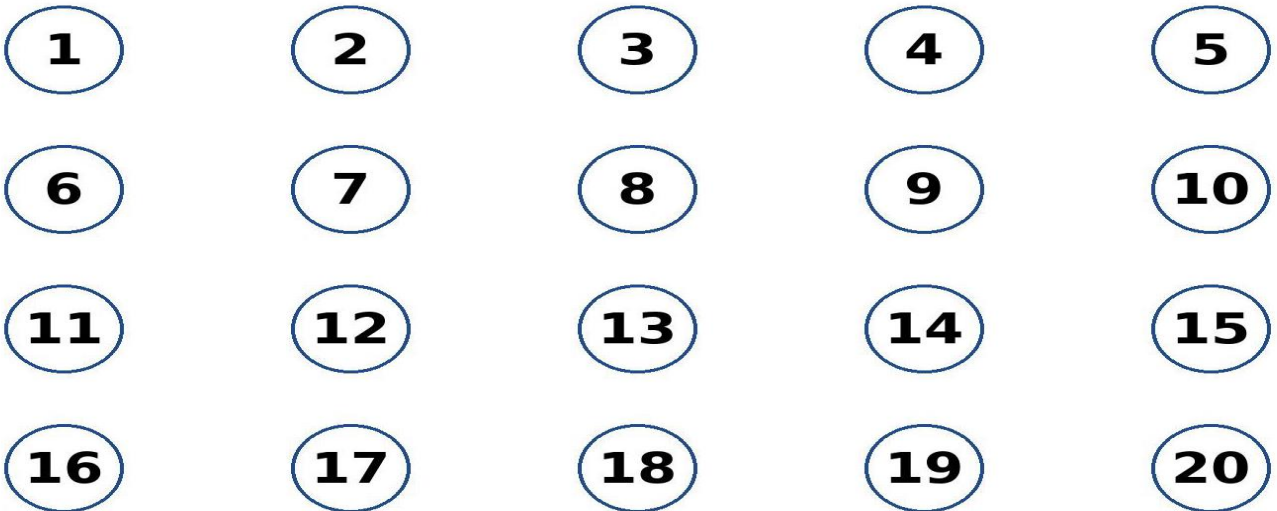
3. कविता याद करें।

आम फलों का राजा है।
देता सबको ताजा है।
रंग है इसका पीला-पीला।
लगता हमको बड़ा रसीला।


➤ तितली रानी  कविता किताब से याद करें।

SUBJECT – MATHS


1. Count numbers 1 to 20.



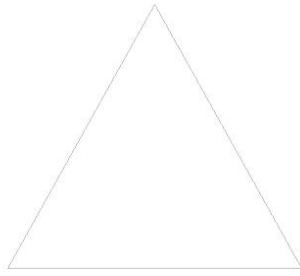
2. Trace the numbers 1 to 10.




3. Trace and colour the shapes.



Circle




Triangle




Square

SUBJECT – DRAWING AND ACTIVITY

1. Colour the pictures.




Sun




Flower

2. Do thumb painting.

Use thumb prints to decorate the boy and girl.

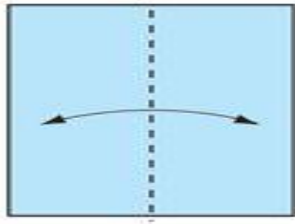


Boy

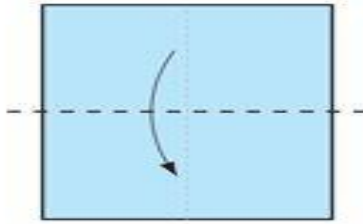


Girl

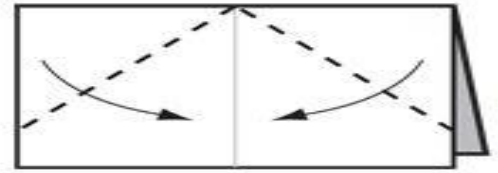
3. Make a paper boat with parents.



1. FOLD IN HALF



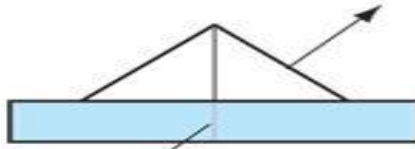
2. FOLD IN HALF AGAIN



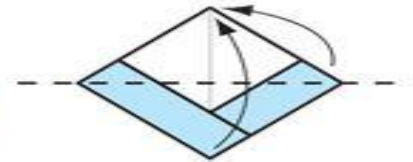
3. FOLD IN CORNERS



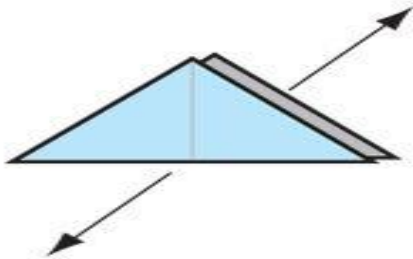
4. FOLD UP EDGES ON BOTH SIDES



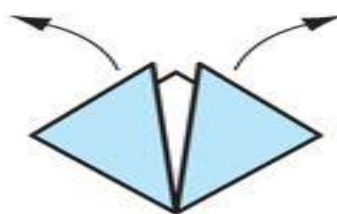
5. PULL THE SIDES OUT AND FLATTEN



6. FOLD FRONT AND BACK LAYERS UP



7. PULL SIDES APART AND FLATTEN

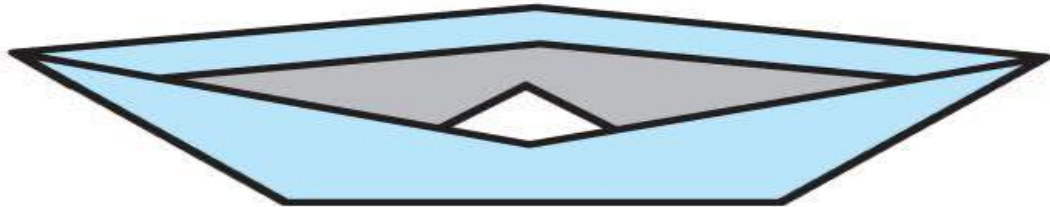


8. PULL TOP FLAPS OUTWARDS



9. SQUISH THE BOTTOM AND PULL THE SIDES UP

10. TA DAAA!



Rhymes: Remember in book.

• Johnny Johnny _____

• Twinkle Twinkle _____

• Rain Rain Go Away _____